

# Brecon Sprint Triathlon

## Race Brief 2018

Saturday 2nd June

12.30pm

**Brecon**



**Triathlon  
Club**

[brecontriathlonclub.co.uk](http://brecontriathlonclub.co.uk)

@brecontri

## **Dear Triathlete,**

Firstly thank you for entering the Brecon Sprint Triathlon 2018. This will be the eighth year our club has organised the Triathlon. We are looking forward to welcoming you to Brecon Leisure Centre on Saturday, 2nd June. In the meantime please read the information below which should help you in your preparations for the day.

The event is sanctioned and will run under the British Triathlon rules, a copy of which can be found here:

[British Triathlon Rules](#)

We do appreciate that this is an event which attracts many inexperienced triathletes. As such, whilst we will have marshals looking out to ensure rules are adhered to, we want to educate, not penalise so advice and guidance will be given wherever possible. We will though take certain things more seriously, such as putting at risk other athletes or road users or abusing marshals/race officials and in serious cases disqualification may be the end result.

### **Some rules we wish to highlight:**

- All competitors must wear any official swim cap, bib or number provided by the race organiser. These must be worn unaltered and be both visible and readable at all times.
- In order to avoid accidents, safeguard equipment and protect personal possessions, athletes must not bring helpers, friends or family members into any transition area.
- No boxes are allowed in transition – soft bags only.
- No personal video equipment is allowed.
- Every competitor must ensure that his or her cycle is in a safe and roadworthy condition and conforms to the specifications laid down in the technical rules.
- Helmets must be fastened before the competitor's cycle is moved from its allotted place in the transition area and must remain fastened until the cycle is returned to this position at the end of the cycle section of the race. Failure to do so may result in a time penalty.
- Competitors must mount their cycles and start riding only when the parts of both wheels that touch the ground are outside the transition area (ie at or beyond the officially designated cycle start). When returning to transition, competitors must dismount their cycle before any part of the cycle leaves the dismount zone, which should be clearly marked before the end of the cycle course. They may then walk or run with their bike to its allotted position.
- Competitors are not permitted to draft, (ie take shelter behind or beside another competitor or motor vehicle) during the cycling segment of races. Penalties will be issued when, in the opinion of the official, competitors, through their action or the action of others, attempt to gain, or receive, an advantage precluded by the rules. The draft zone is a rectangle measuring 10m long by 3m wide that surrounds every cycle on the cycle course. The front edge of the front wheel defines the centre of the leading 3m edge of the rectangle. A competitor may enter the draft zone of another competitor, but must be seen to be progressing through that zone. A maximum of 20 seconds is allowed to progress through the draft zone of another

competitor. If an overtaking manoeuvre is not completed within 20 seconds, the overtaking cyclist must drop back out of this zone.

- All competitors must follow the normal rules of the road, obey all traffic signals and follow any instructions given by the police. Any infringement of the law and subsequent legal action is the sole responsibility of the competitor.
- Competitors are ultimately responsible for their own safety and for the safety of others.
- During the cycling phase, a number must be displayed to the rear.
- During the running phase, a number must be displayed to the front.

## Pre - Race

### **Car Parking – all free**

**Free car parking for competitors and supporters will be in the Field car park which is adjacent to the Leisure Centre roundabout. The Field car park is shown on the run route map further on in this briefing. The Leisure Centre car park is closed and will form transition and race HQ on the day.**

### **Registration**

Registration will open at 10.30am and will be located in a gazebo near the transition area in front of Brecon Leisure Centre. You can register up to 45 minutes prior to your anticipated start time. If you are going to be late please inform the Race Director (Aled Edwards) on 07815 497241 and he will endeavour to give you a later time slot if possible.

Here you will collect your “goody bag”, t-shirt, timing chip, race numbers, stickers (for bike and helmet) and tattoos.

#### Race number

1 x Race Number to be attached to the back of your body on the bike and your front on the run (race belts are allowed).

#### Race numbers stickers



- 1 x Race Number sticker for bike (wraps around the seat post).
- 3 x Race Number stickers for your helmet (front, right and left sides).
- 1 x Race Number sticker for your transition bag if required.

#### Race Tattoos



2 x Race Number tattoos to be worn on both the right and left upper arm.  
Water and sponges will be available for tattoo application.

### Race Timing Chip

This must be attached to your left ankle (ie away from the bike chain side) and worn throughout the race (attachment anywhere else will jeopardise an accurate race time). It must be returned at the finish line.

If you have questions to ask there will be a separate help desk nearby staffed by an experienced triathlete.

Juniors must have a parent present during the race.

If you are a BTF member you will need to present your licence, non BTF members who have paid the full entry fee will be provided with their day licence. Please note if you have entered as a BTF member but are unable to present your licence you will be required to purchase a day licence at a cost of no more than £5.

Please ensure your bike has the relevant sticker attached, as you will not be able to enter transition without it and the corresponding race number.

### **Risk Assessment**

As with all activities there is a risk to anyone taking part. A full risk assessment has been carried out and will be displayed near the registration area. Please make yourselves aware of those risks specific to this event.

### **Race Briefing**

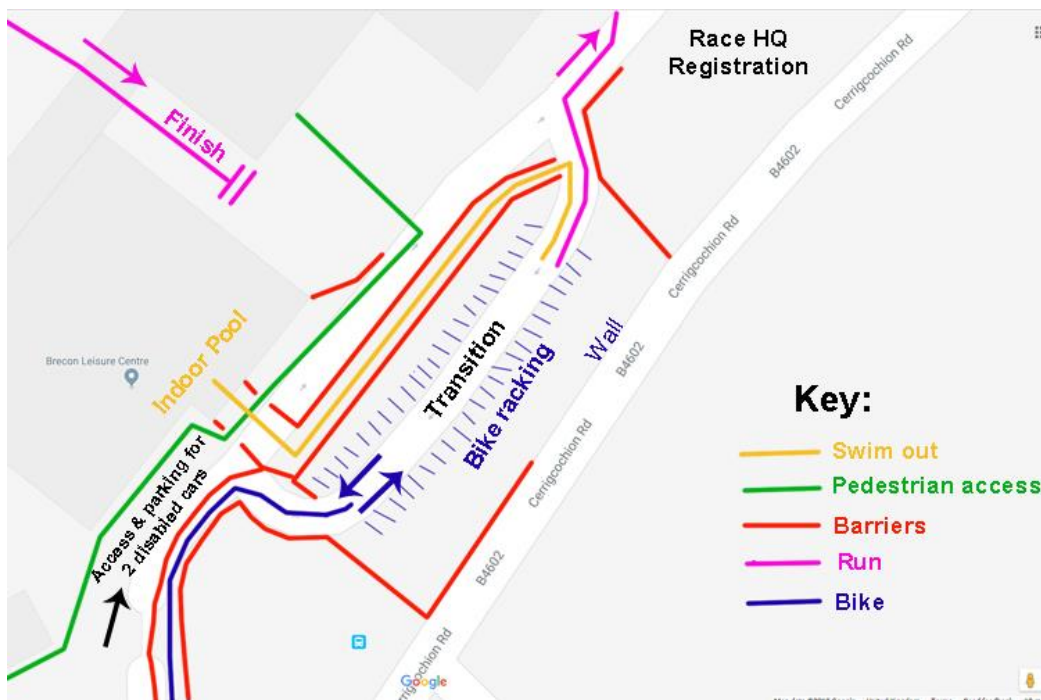
**THIS IS YOUR RACE BRIEFING** – Please read this fully and check you understand. You may ask questions at the help desk near registration (or by the website contact form in advance) but there is no formal race briefing as there is no mass or wave start. There will be maps detailing the bike and run routes on the boards at registration and Club members will be in the area to answer any questions you may have. With the later start time you may wish to recon the route by car before arriving to register. The Race Director and other Club members will be around if you have any further questions. In transition you will find 2 experienced racers who know the course and the event well so will hopefully clear up any outstanding questions.

## Marshals

There will be numerous marshals on duty throughout the day. Whilst those in key areas are all experienced triathletes, a number, especially out on the run and bike routes may be less so, although all teams will have an experienced co-ordinating marshal. They are all volunteers so please do not give them a hard time over anything – they will be doing their best. If you have any problems please speak with either the Transition Marshals or the Race Director.

## Transition

**Transition this year has reverted back to the car park right in front of the Leisure Centre (see run map later on in this briefing).**



Entry into transition will be controlled; only competitors can enter transition for safety and security. The way into transition is along the front of the registration area. Please keep your eyes open for competitors when going to/from transition.

Before entering the transition area please attach your Race Number stickers to your bike and helmet and apply your arm tattoos. The marshal at the entrance to transition will check the Race Number on your kit/race belt and arms matches the number on your bike.

Only entrants with a visible and corresponding Race Number on their bike will be allowed access to the transition area.

Marshals will be in transition to provide assistance to any competitor who requires it, especially those new to the sport. Please set out your kit and rack your bike quickly and avoid returning to the transition area if possible and be aware of other athletes who may be mid-race. Bikes can only be racked after registration when showing the correct sticker.

**No boxes are allowed in transition** – a small soft-sided bag such as a rucksack may be used and remain in transition, though it must not impede the progress of another competitor.

**Removal of bikes will only be allowed by the registered competitor on production of their race number.** Remove your bike as soon as possible after finishing. Care should be taken when removing your kit not to impede any racers.

## Swim



Please be ready pool side 10 minutes prior to your estimated swim start. You will get your anticipated swim start time sent in advance. If you are ready and there is no one waiting to start, with the authority of the Pool Co-ordinator you may be able to start before your allocated time if you so desire.

There will be 4 swimmers in each lane. When one swimmer has finished their 400m, the next person will be asked to make their way to that lane put on the appropriate colour hat, get in the pool, keeping out of the way of others in the lane. A marshal will then tell them when to go. As such there should always be 4 people in each lane. This system should allow us to deal with no shows and swim times varying from those expected and use the time effectively. This system will also allow us to deal with people out of order if necessary. If you get delayed on the way to Brecon or actually are ready slightly ahead of the allocated time please see the Pool co-ordinator who will do his best to help you out.

All strokes except backstroke can be used but crawl is the fastest and most efficient. Please be aware of the other swimmers in your lane. Normal etiquette applies – a swimmer wishing to overtake will tap the toes of the swimmer in front; that swimmer should pull to the side at the end of that length to let the faster swimmer by.

**We have seeded people according to their declared swim time** but it is fairly common for people to be in amongst swimmers of a very different pace – apologies for that but there is not much we can do about it!

There will be lane marshals counting lengths and a float will be placed in the water (or a tap on the head) when you have two lengths to go. The marshal's word on completing the correct number of lengths is **final**.

Transition is now directly in front of the pool exit. It is slightly rough underfoot so you may wish to have some footwear placed at the exit of the pool.

## Bike



Leaving transition you will come to the junction. The mount line will be clearly marked and marshalled. Be aware as you approach the junction you will be near cars and there may be people moving about. It will be marshalled but care needs to be taken. Normal rules of the road apply.

The first lane section of the bike route starts after the roundabout just after leaving the Leisure Centre. This is a narrow downhill lane and has many pot holes – some deep.



Extra care is needed this year. Be careful, be safe!

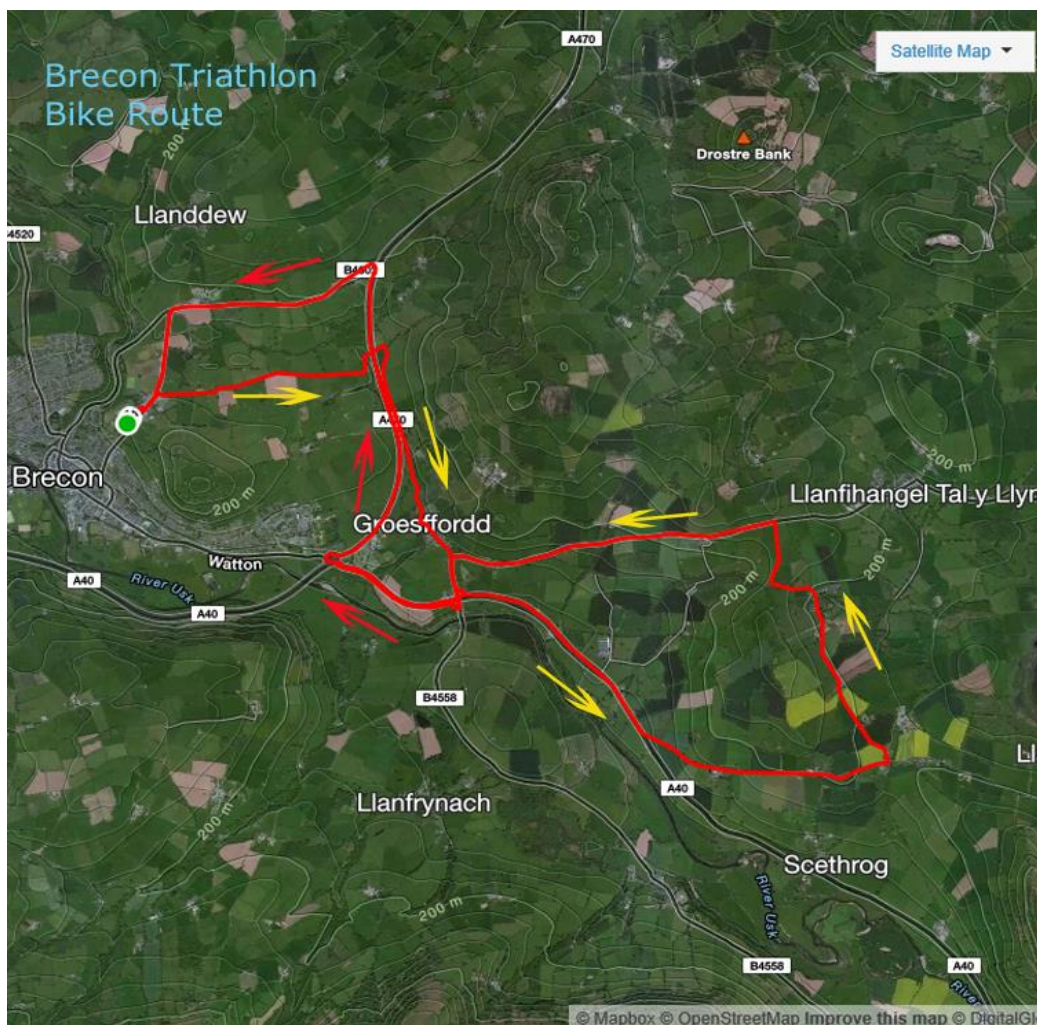
The bike route will be clearly marked and the major road junctions will be marshalled. However you will be sharing the road with normal traffic, the Highway Code still applies, and you must not rely on marshals to control traffic. Road safety is your responsibility. Your safety and the safety of other road users is our first concern, reckless riding (including cutting corners) will result in disqualification.

Due to the overlap of the bike route, we will be using colour coded signs to ensure that you follow the route correctly at the point where the loops cross. Throughout the majority of the bike route you will see yellow signs. The second time you approach the same stretch of road, after having completed the first loop you must follow red signs which will direct you to the dual carriageway after which the signs revert to yellow until the finish of the bike route.

It is your responsibility to familiarise yourself with the bike route in advance. **If you do not it is highly likely you will take a wrong turn – you have been warned!**

[Click here](#) for a Strava map of the bike route (approximately 23km).

[Click here](#) for a video of the bike route with text description.



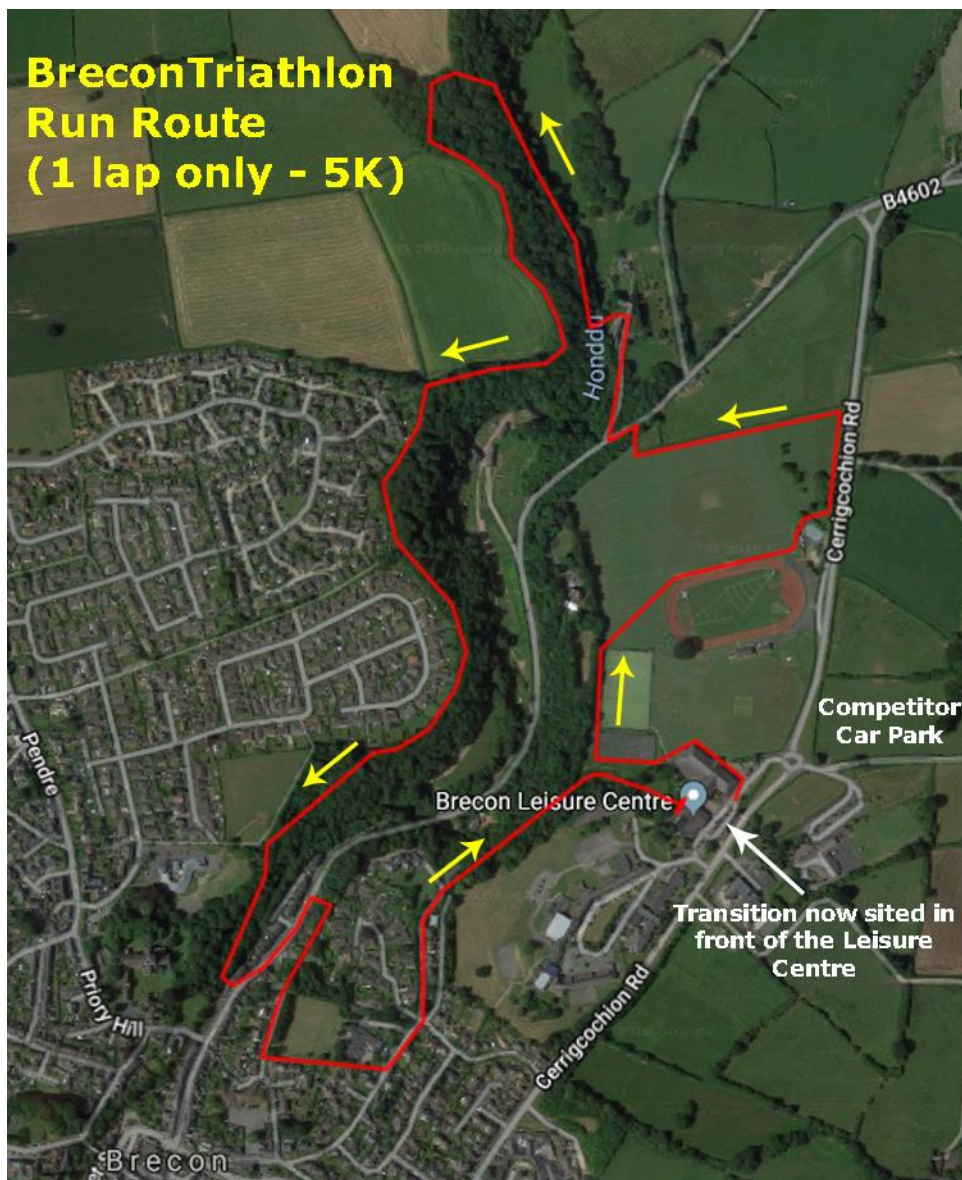
## Run



The run route will be marked with signs, tape and ground paint. The route will take you around the playing fields, through the shaded groves, up the Steps of Doom and back to the Leisure Centre via the outskirts of the town.

The terrain can be muddy and slippery in places, so consider appropriate footwear. Marshals will be present in the woods to ensure signs are not tampered with and that the route is clear. We will also have marshals at road crossings but please be aware of traffic. The finish is up the ramp between the Leisure Centre and the pool.

The run route is one lap only (approximately 5km).



After you have finished can you please clear the line as soon as possible.  
**Remember to hand back your timing chip.**



If you are using the changing rooms please make your way to the Leisure Centre down the pavement and then across the car park.

If you are collecting your bike/kit first again please keep away as much as possible from the race route and use the pavement to return to the car park, not cut straight back past the pool.

### **Post - Race**

**Please ensure you have removed your bike from transition before attending the race presentation.**

**There will be free tea and cake for all competitors.**

### **Results**

All finishers will get a medal to commemorate the event and there will be some small category and spot prizes. The Race presentation will be held in the Leisure Centre cafe area as soon after the event as possible, approx. 1730.

Individual print out of race times will (hopefully) be available within a few minutes of your finish. The print out can be obtained from the Results Desk, which will be located in the Café of the Leisure centre. Chip timing services are provided by “Tri & Enter” and results will be posted on their website: <http://www.triandenter.com/race-results/2018-race-results/>

Full results will be posted over the weekend on our own website and Facebook.

### **Refreshments**

The Leisure Centre will be providing a variety of light meals, drinks and snacks in the Bar. It shuts early on a Saturday so bring some drinks and snacks if necessary.

### **Final Points**

I hope your final preparations and training go to plan, in the meantime if you have any questions or concerns please feel free to contact me via the website contact form.

On the day I will be around trying to ensure everything is running as it should. If you need to speak to me ask any of the marshals to point me out. If you are delayed you can always ring me on 07815 497241 and we can decide on the best plan of action.

I do hope you enjoy the day. Please remember we are a bunch of enthusiasts trying to give you the best race we can. If it is good it is nice to hear from you but equally important if there are things we could do better please let me know

*Aled Edwards – Race Director  
RaceDirector@brecontriathlonclub.co.uk  
Brecon Triathlon Club 2018*

